
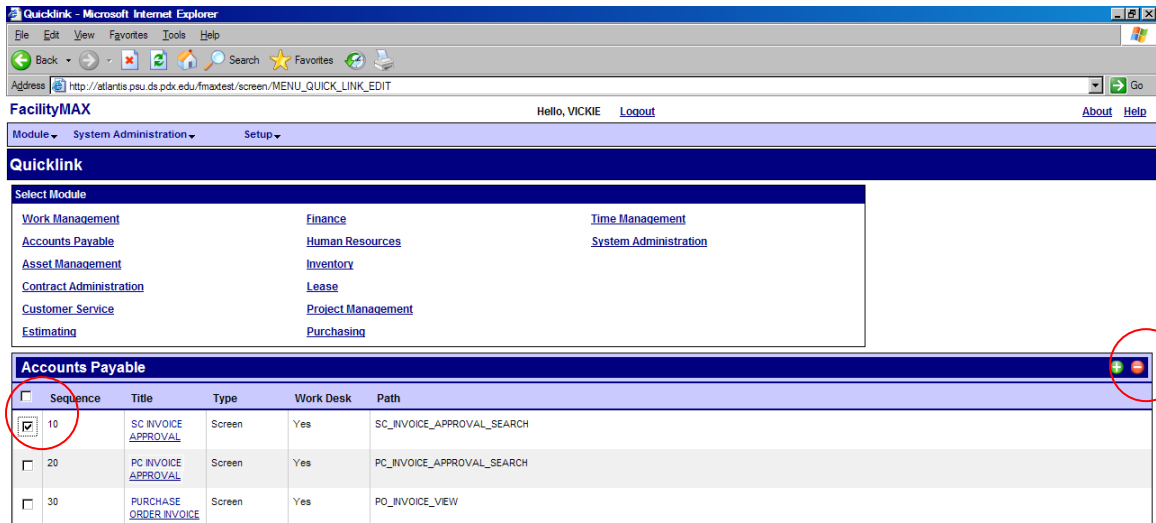


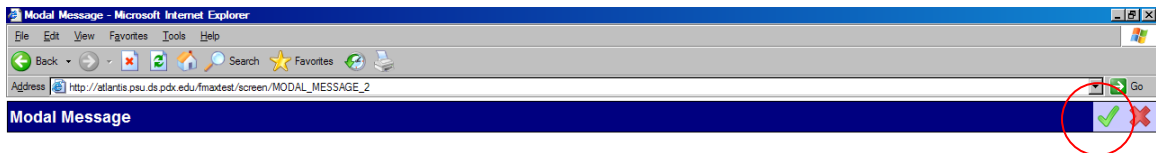
Deleting a Quick Link

- 1) To delete a quick link follow instructions **Error! Reference source not found.** and **Error! Reference source not found.** in the 'Create a Quick Link' section above.
- 2) Click on the module where the link is located.
- 3) Click the box to the left of the sequence number to bullet the Quick Link to be deleted.
- 4) Click the **Delete Link** icon .



<input type="checkbox"/>	Sequence	Title	Type	Work Desk	Path
<input checked="" type="checkbox"/>	10	SC INVOICE APPROVAL	Screen	Yes	SC_INVOICE_APPROVAL_SEARCH
<input type="checkbox"/>	20	PC INVOICE APPROVAL	Screen	Yes	PC_INVOICE_APPROVAL_SEARCH
<input type="checkbox"/>	30	PURCHASE ORDER INVOICE	Screen	Yes	PO_INVOICE_VIEW

Click the  icon.



Are you sure you want to delete?